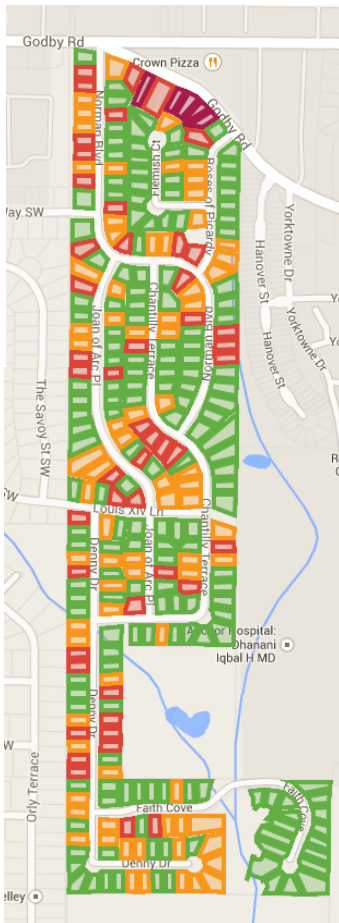




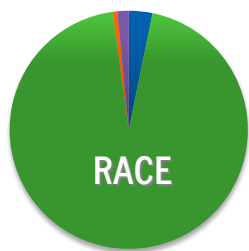
PHYSICAL ENVIRONMENT



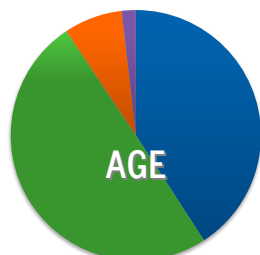
Focus	3 subdivisions
Neighborhood Description	304 single-family households ¹ 27 Habitat built & occupied homes
Property values	Median Home Value: \$93,000 ² Down \$7,900 from last ACS ³
Vacancy	18% properties vacant in focus neighborhood ¹ 31% properties vacant in greater neighborhood ²
Homeownership	57% residents own their home in focus neighborhood ¹ 30.4% residents own their home in greater neighborhood ²
Home Repair	87% of survey respondents need home repair ⁴ 75% homes in greater neighborhood are at least 25 years old ² Most frequent repairs needed: windows & doors, plumbing, exterior paint, heating and electrical ⁴



DEMOGRAPHICS⁵



Black or African American - 95%
White - 3%
Black and American Indian - 1%
Some other races - 1%



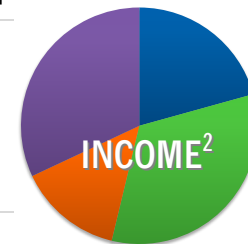
Under 20 yrs. - 41%
20 to 54 yrs. - 50%
55 to 75 yrs. - 7%
75 yrs. and over - 2%



INCOME & WEALTH

Unemployment **16.6%** in greater neighborhood²; down from 19% in previous ACS³
Compared to 15.5% in Clayton County²
Survey respondents⁴: **28%** households have unemployed members, 45% households have members employed full-time, 28% households have members employed part-time

Income Median household income **\$35,875**²
Up from \$32,289 in previous ACS³
Compared to **\$42,569** in Clayton County²



Below 30% AMI - 21%
30-60% AMI - 33%
60-80% AMI - 14%
Above 80% AMI - 32%

Poverty **18.3%** in greater neighborhood²
Down from 25.1% in previous ACS³
Compared to 21.5% in Clayton County²



LEADERSHIP

Neighborhood Association **Normandy Neighborhood Association:** has been in existence for over 6 years; meets once a month; 2 clean-ups a year; street captains assigned to each street; Virginia Phillips-Hall is president
Many residents unaware of existence. When asked, "Does a neighborhood association exist in your neighborhood," respondents answered:

41% Yes 33% No 26% Unsure⁴

Community Involvement⁴ **87%** survey respondents voted in last election
Survey respondents involvement in the last year:

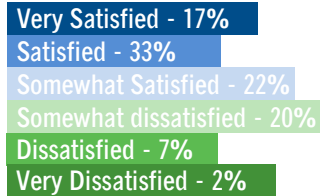
48% Volunteered at a nonprofit organization
43% Participated in a community event
40% Worked to improve public spaces
32% Attended a public meeting or spoke to a public official

Notes 1. Physical Block Conditions Survey, Southern Crescent Habitat for Humanity, February 2014
2. 2008-2012 American Community Survey, Clayton County, GA Census Tract 402.03
3. 2006-2010 American Community Survey, Clayton County, GA Census Tract 402.03
4. Community Resident Survey, Southern Crescent Habitat for Humanity, February 2014
5. 2007-2011 American Community Survey, Clayton County, GA Census Tract 402.03



LIFESTYLE

Neighborhood Satisfaction⁵ 72% survey respondents are **satisfied** to some degree



Best Factors of Neighborhood⁵

Percent of respondents choosing:



My House



My Neighbors



Access to Amenities




Affordability of Housing

Worst Factors of Neighborhood⁵

Percent of respondents choosing:



Safety



Proximity to Public Transportation



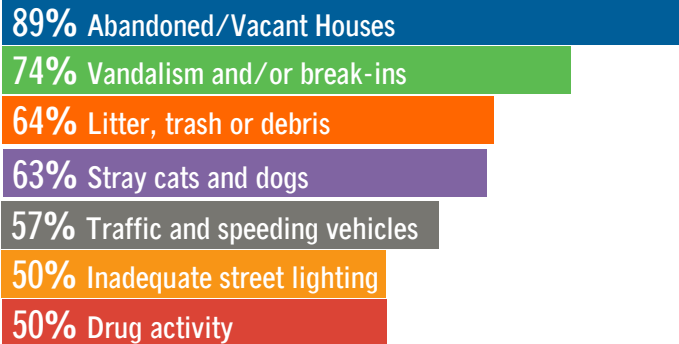
My Neighbors



Access to Job Opportunities

Neighborhood Issues⁵

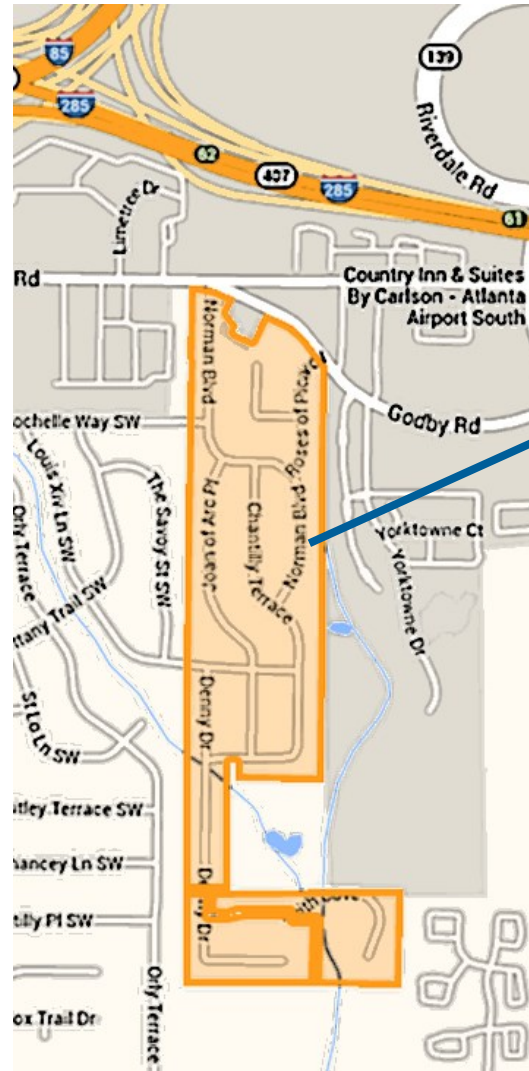
Respondents Indicating *Yes, this is an issue:*



Satisfaction with Services⁵

Highest satisfaction (above 70%) with: **Emergency Services, Public Utilities, Police Response and Access to Banks & Loans**

Lowest satisfaction (below 40%) with: **Public Transportation; Crime, Alcohol & Drug Prevention; Employment Opportunities and Job Training**



APRIL 2014

NORTH CLAYTON COUNTY NEIGHBORHOOD SNAPSHOT

CHRISTINE CREEK, FAITH PARK & NORMANDY SUBDIVISIONS
UNINCORPORATED COLLEGE PARK



Southern Crescent

Habitat for Humanity[®]